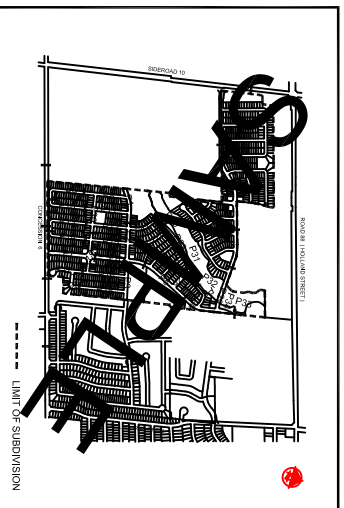
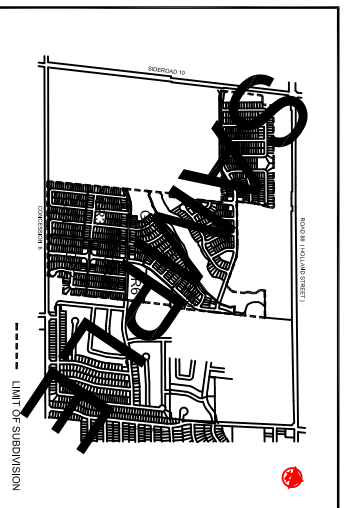
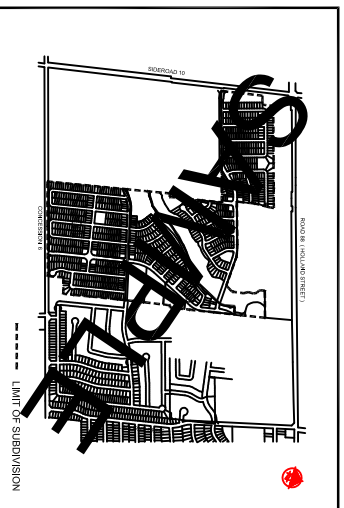


LIST OF DRAWINGS

| | |
|--------------------------------|--------|
| COVER | |
| DRAWING INDEX | |
| DRAFT MAP PLAN | -IP-1 |
| DRAFT PLAN | -IP-2 |
| DRAFT ELEMENT PLAN | -IP-3 |
| GENERAL NOTES | -GN |
| GENERAL PLAN | -G-1 |
| GENERAL PLAN | -G-2 |
| GENERAL PLAN | -G-3 |
| STORM DRAINAGE PLAN | -STM 1 |
| STORM DRAINAGE PLAN | -STM 2 |
| STORM DRAINAGE PLAN | -STM 3 |
| EXTERNAL STORAGE DRAINAGE PLAN | -SAN 1 |
| EXTERNAL STORAGE DRAINAGE PLAN | -SAN 2 |
| EXTERNAL STORAGE DRAINAGE PLAN | -SAN 3 |
| EXTERNAL STORAGE DRAINAGE PLAN | -SAN 4 |
| STORM AND SANITARY DESIGN | -DES 1 |
| STORM AND SANITARY DESIGN | -DES 2 |
| STORM AND SANITARY DESIGN | -DES 3 |
| STREET A | -PP-1 |
| STREET B | -PP-2 |
| STREET C | -PP-3 |
| STREET D | -PP-4 |
| STREET E | -PP-5 |



| | |
|---|--------|
| STORMWATER MANAGEMENT POND | -SWM 1 |
| STORMWATER MANAGEMENT SECTIONS | -SWM 2 |
| STORMWATER MANAGEMENT SECTIONS | -SWM 3 |
| STORMWATER MANAGEMENT POND OUTLET CONTROL MANHOLE DETAILS | -SWM 4 |
| STORMWATER MANAGEMENT POND OUTLET CONTROL MANHOLE DETAILS | -SWM 5 |
| ROAD CROSS SECTIONS | -DET 1 |
| TURNING CIRCLE DETAILS | -DET 2 |
| TURNING CIRCLE DETAILS | -DET 3 |
| TEMPORARY SERVICE CONNECTION & SERVICE CONNECTION DETAILS | -DET 4 |
| TEMPORARY SERVICE CONNECTION BLK 180 & BLK 183 | -DET 5 |
| TEMPORARY SERVICE CONNECTION BLK 180 & BLK 183 | -DET 6 |
| EROSION AND SEDIMENT CONTROL PLAN | -ESS 1 |
| EROSION AND SEDIMENT CONTROL PLAN | -UCP 1 |
| UTILITY COORDINATION PLAN | -UCP 2 |
| UTILITY COORDINATION PLAN | -UCP 3 |
| UTILITY COORDINATION PLAN | -UCP 4 |
| UTILITY COORDINATION PLAN | -UCP 5 |
| UTILITY COORDINATION PLAN | -UCP 6 |
| UTILITY COORDINATION PLAN | -UCP 7 |
| UTILITY COORDINATION PLAN | -UCP 8 |
| UTILITY COORDINATION PLAN | -UCP 9 |
| TRAFFIC CO-ORDINATION PLAN | -TRIP |
| LANDSCAPING - STREET TREES | -L-1 |
| LANDSCAPING - STREET TREES | -L-2 |
| LANDSCAPING - ENTRY FEATURES | -L-3 |
| LANDSCAPING - ENTRY FEATURES | -L-4 |
| ELECTRICAL - STREET LIGHTING PLAN | -SL 1 |
| ELECTRICAL - STREET LIGHTING PLAN | -SL 2 |

| | |
|---|-----------------------------|
| | |
| <p>BRADFORD WEST GWILLIMBURY CONSULTANTS COMPANY INFO & LOGO</p> | |
| <p>(PROJECT NAME) DRAWING INDEX SHEET</p> | |
| <p>DATE: 17-11-22</p> | <p>SCALE: 1"=100'</p> |
| <p>PROJECT NO. IP</p> | <p>DATE: 17-11-22</p> |
| <p>BY: [Signature]</p> | <p>CHECKED: [Signature]</p> |
| <p>DATE: 17-11-22</p> | <p>DATE: 17-11-22</p> |